

SECURITY
ASSISTANCE
MONITOR

Major Trends in U.S. Counterterrorism Aid FY 2015-19

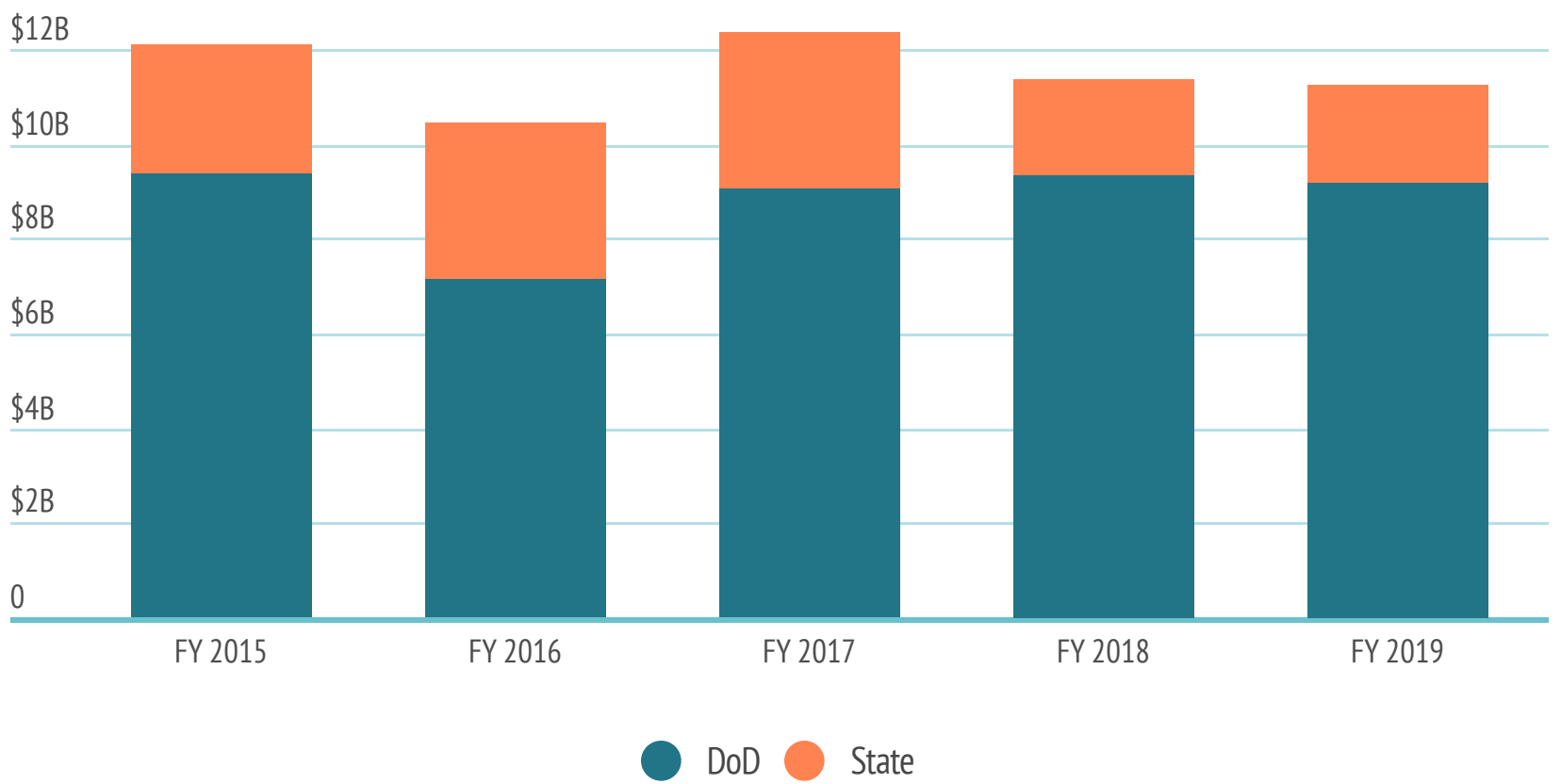
*Increased Focus on DoD, Africa, Border Security,
and Countering Violent Extremism*

U.S. counterterrorism aid to foreign governments remains both a high U.S. priority and one of the most risky types of foreign aid. Yet, the U.S. policy community doesn't often have basic data on the amount of U.S. counterterrorism aid provided on a global and country level. This severely compromises U.S. efforts to assess risk before the aid is given and to evaluate effectiveness of it after it is delivered. In connection with a related Stimson Center study, we began research last year to uncover hard to find data and attempt to provide a clearer picture of U.S. counterterrorism aid. While there are still critical gaps in transparency, the factsheet below attempts to provide the most accurate picture of U.S. counterterrorism aid globally and reveals key new data and trends in certain U.S. counterterrorism aid programs.

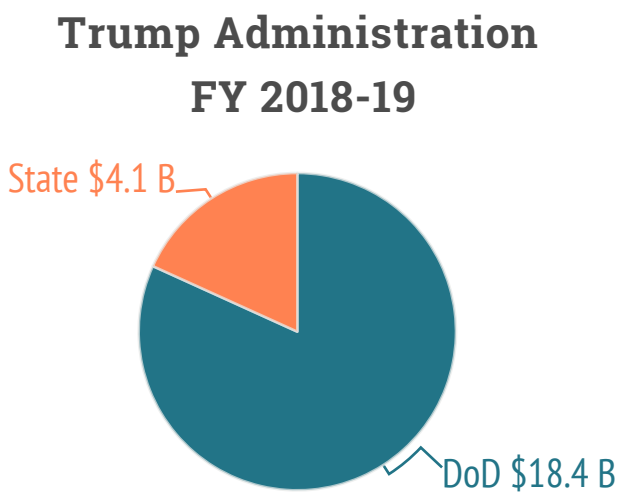
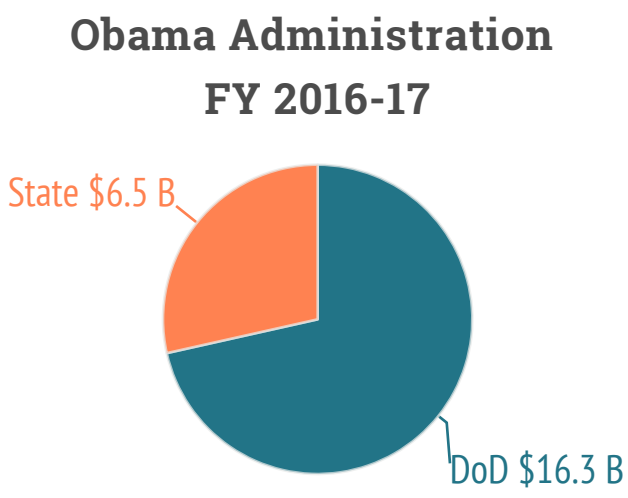
Trump Administration Maintains High Funding for U.S. Counterterrorism Aid Globally

More funding channeled through DoD, less for State police aid

Total State and Defense Department Counterterrorism Aid Annually



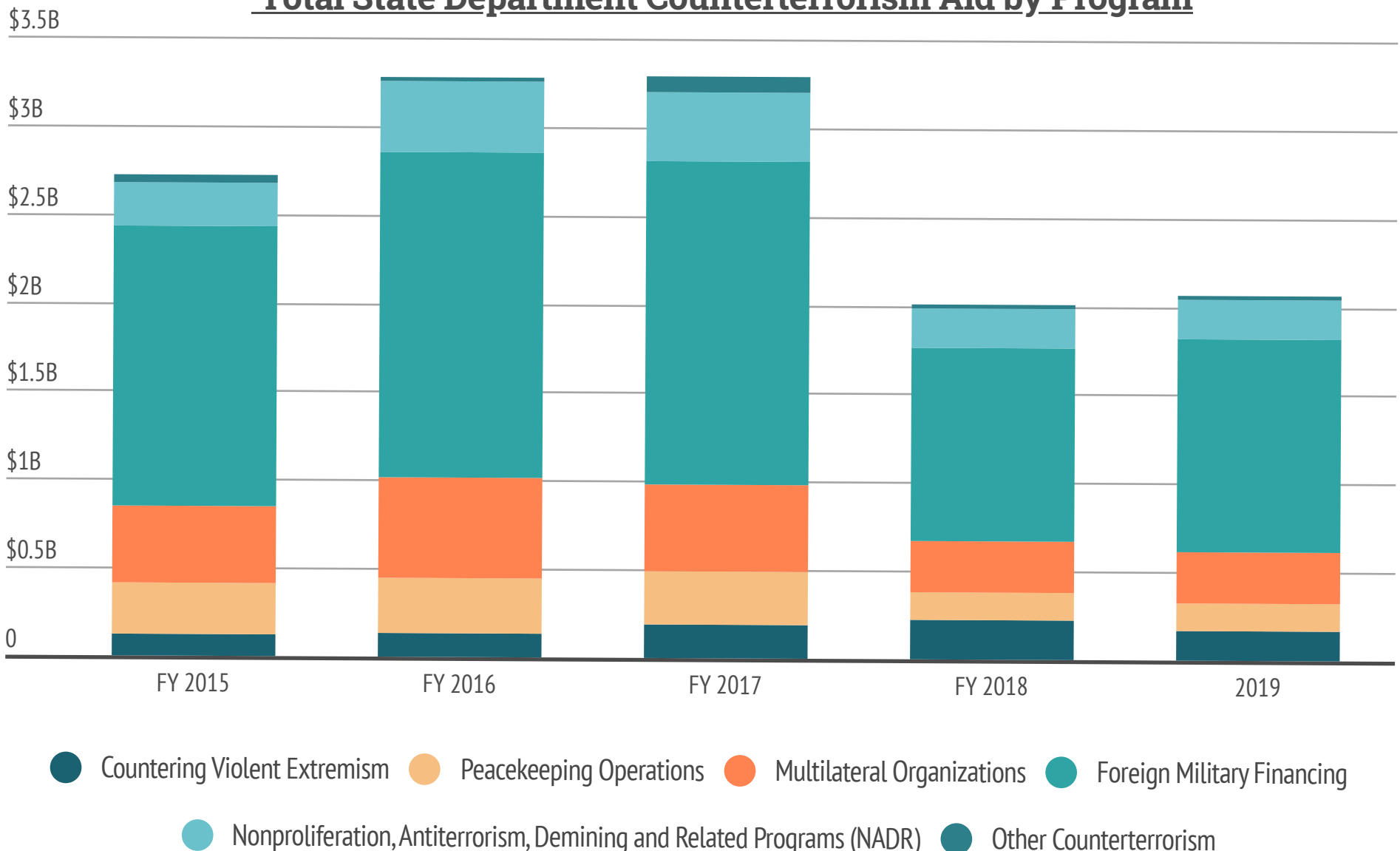
State vs. DoD Counterterrorism Aid



Key Trends and Facts

- The Trump Administration proposed a total \$11.2 billion for U.S. counterterrorism aid for FY 2019, based on our best estimate. This is a slight decrease compared to FY 2018.
- It's possible the total amount of counterterrorism aid annually could be higher or lower. For instance, there are key transparency gaps in the State Department's Peacekeeping Operations and Foreign Military Financing programs.
- Funding for the Defense Department's share of U.S. counterterrorism aid has increased by \$2 billion under the Trump Administration.
- The State Department's Anti-Terrorism Assistance program under NADR, which provides aid to foreign law enforcement, received major cuts under the Trump Administration.

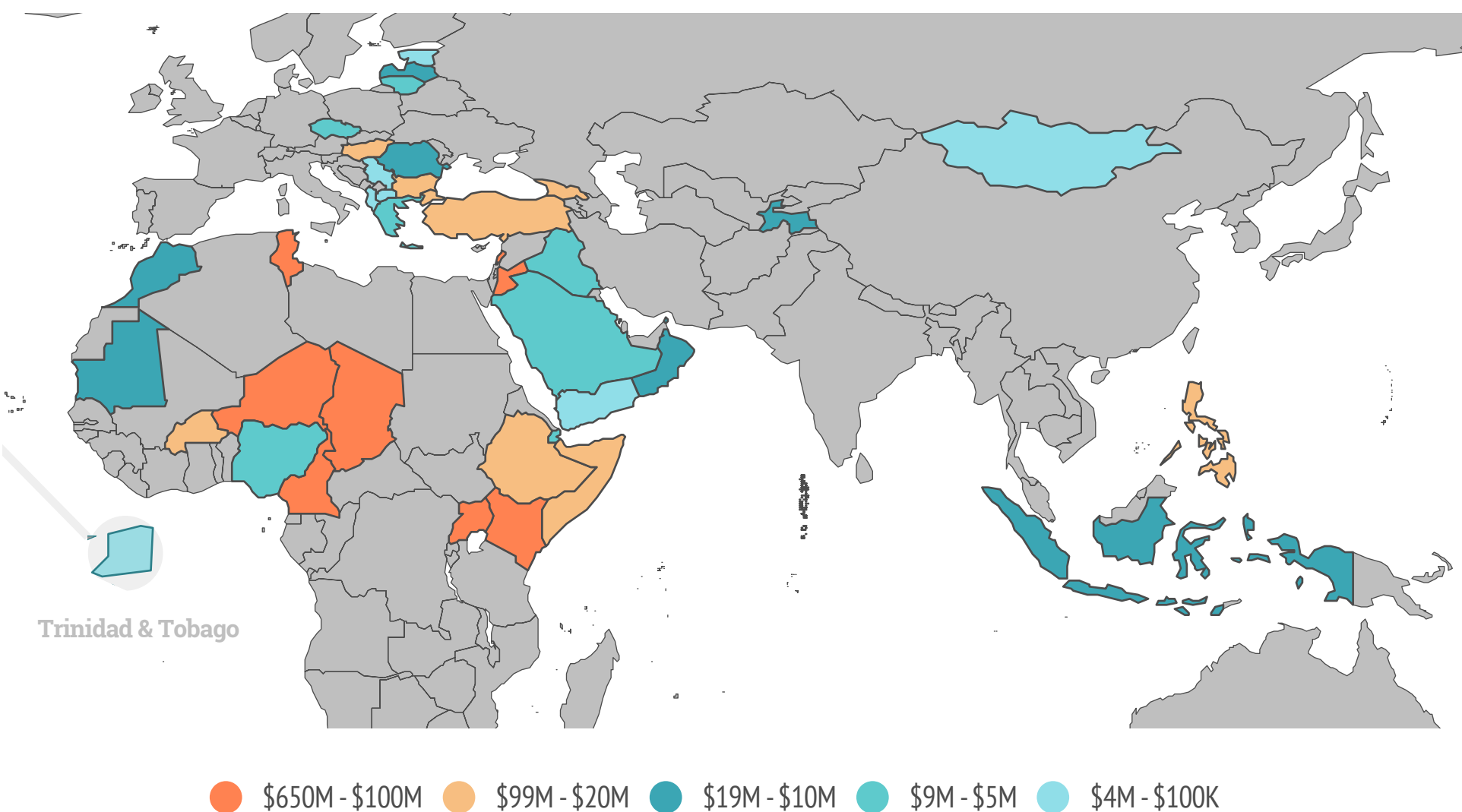
Total State Department Counterterrorism Aid by Program



Major Increase in U.S. Counterterrorism Aid to Africa through DoD's Section 1206/333 Program

Combat operations and military aircraft are the top types of aid to Africa

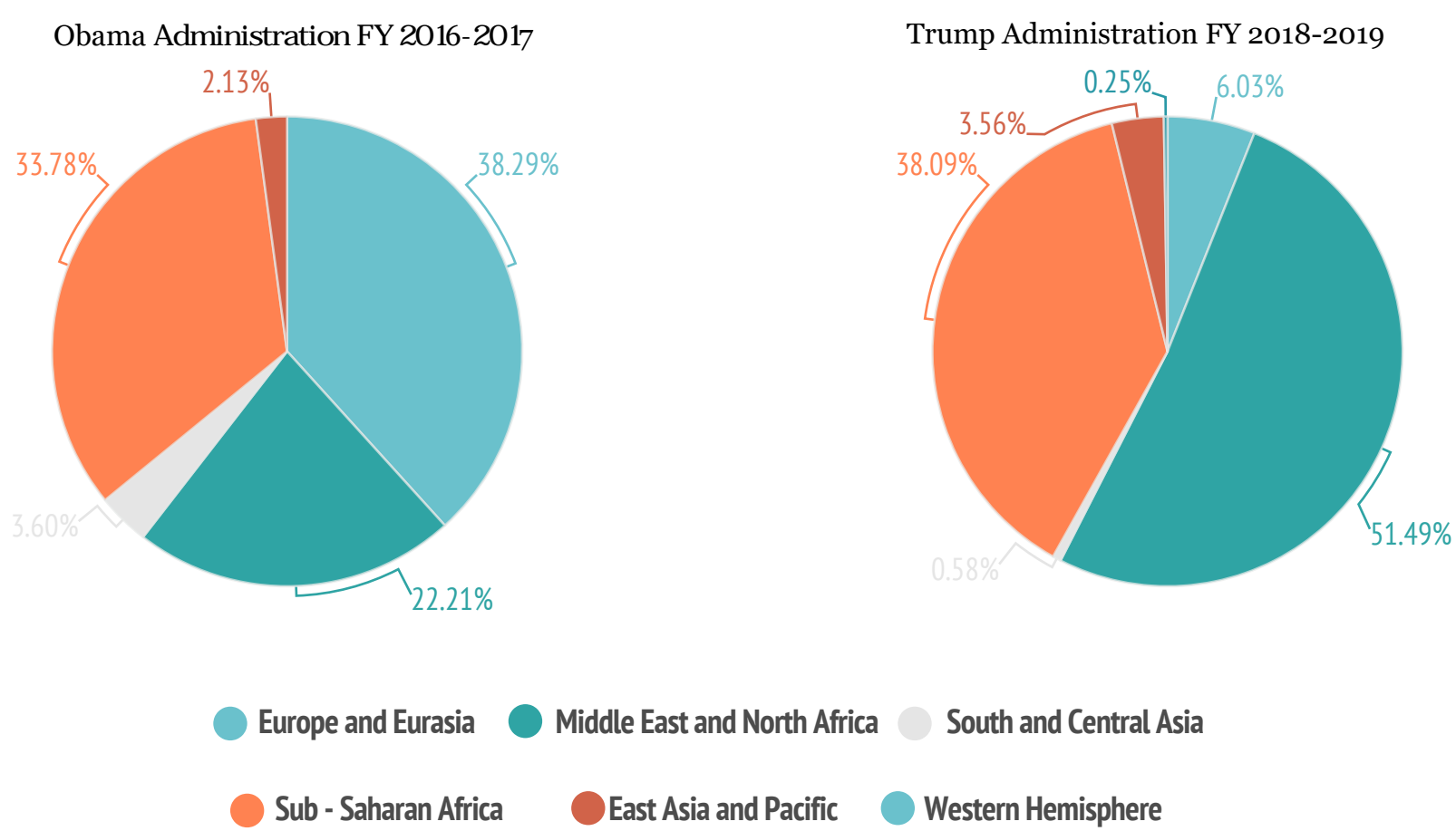
DoD's Section 1206/333 Counterterrorism Aid for FY 2015-18 by Country



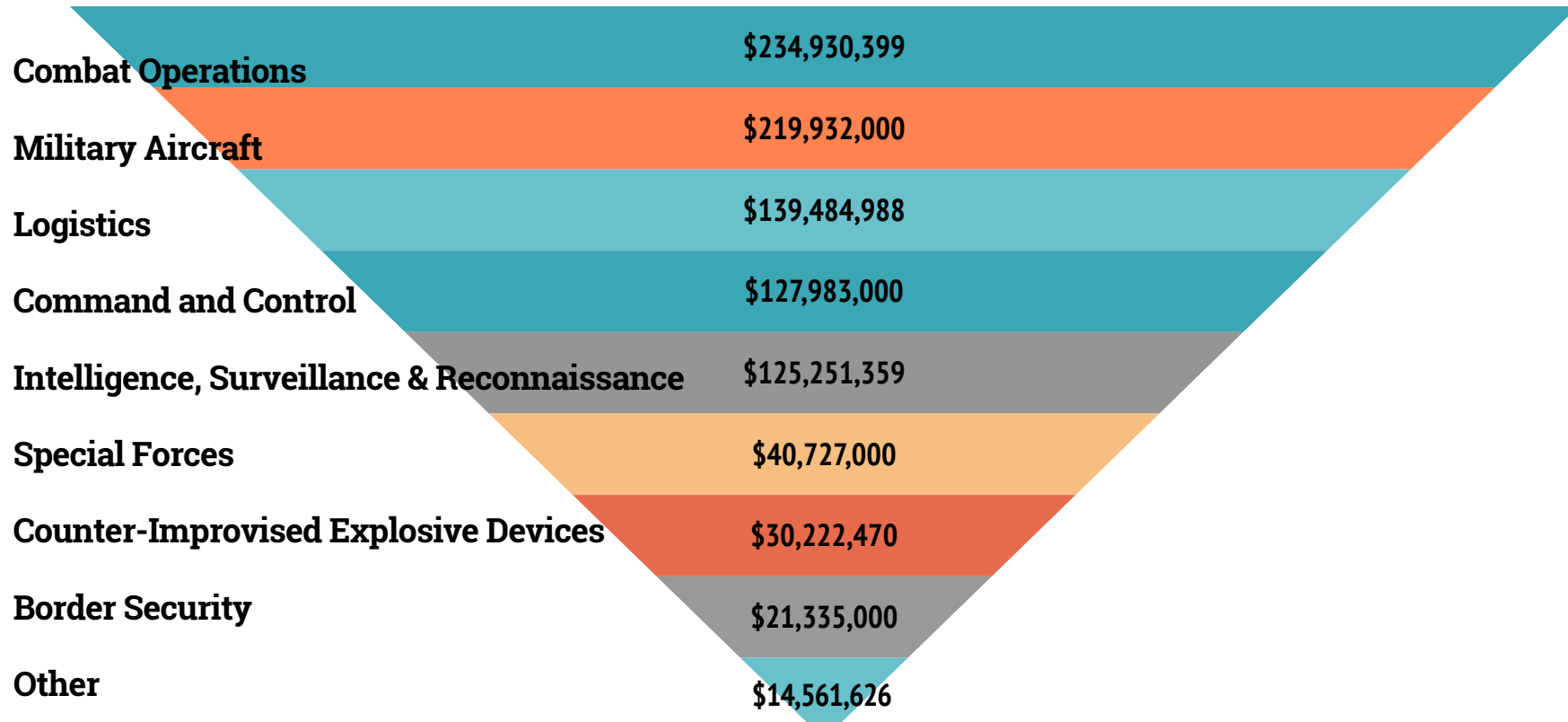
Key Facts and Trends

- The Defense Department allocated \$2.5 billion worth of counterterrorism aid through its Section 1206/333 program for FY 2015-2018 based on new data Security Assistance Monitor received from Congress.
- The share of this DoD counterterrorism aid going to Sub-Saharan Africa nearly tripled in the last four years, moving from \$327 million in FY 2011-14 to \$954 million in FY 2015-18.
- The top categories of aid through Section 1206/333 for Sub-Saharan Africa are combat operations, military aircraft, logistics, and command and control.

DoD's Section 1206/333 Program by Region



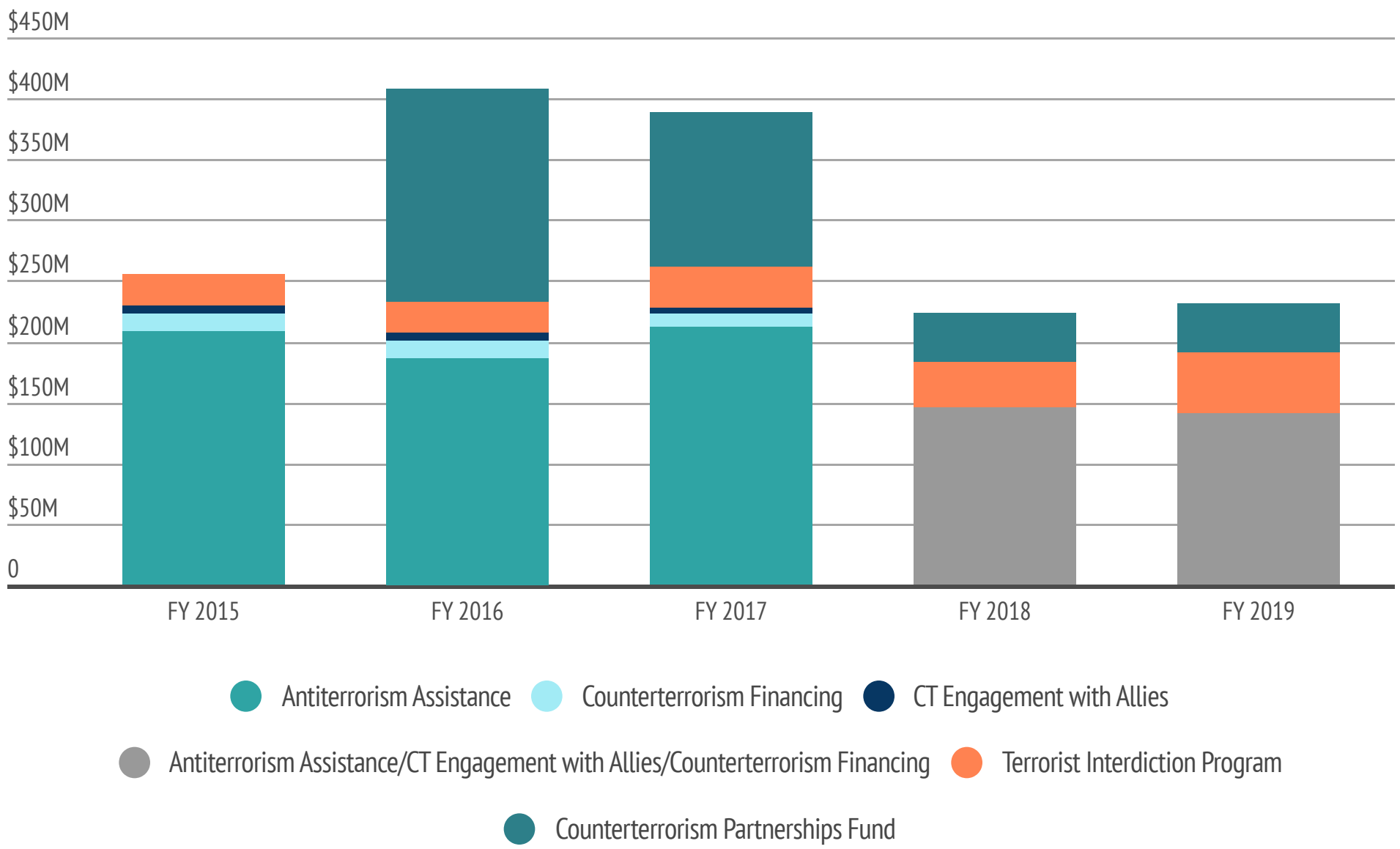
Main Categories of Aid to Sub-Saharan Africa, FY 2015-18



Cuts to Key State Department Foreign Law Enforcement Aid Initiatives through NADR

Somalia, Libya, Tunisia, and Jordan Receive Major Decreases

Nonproliferation, Anti-Terrorism, Demining, and Related Program Aid (NADR) by Initiative



\$50 million in FY 2019

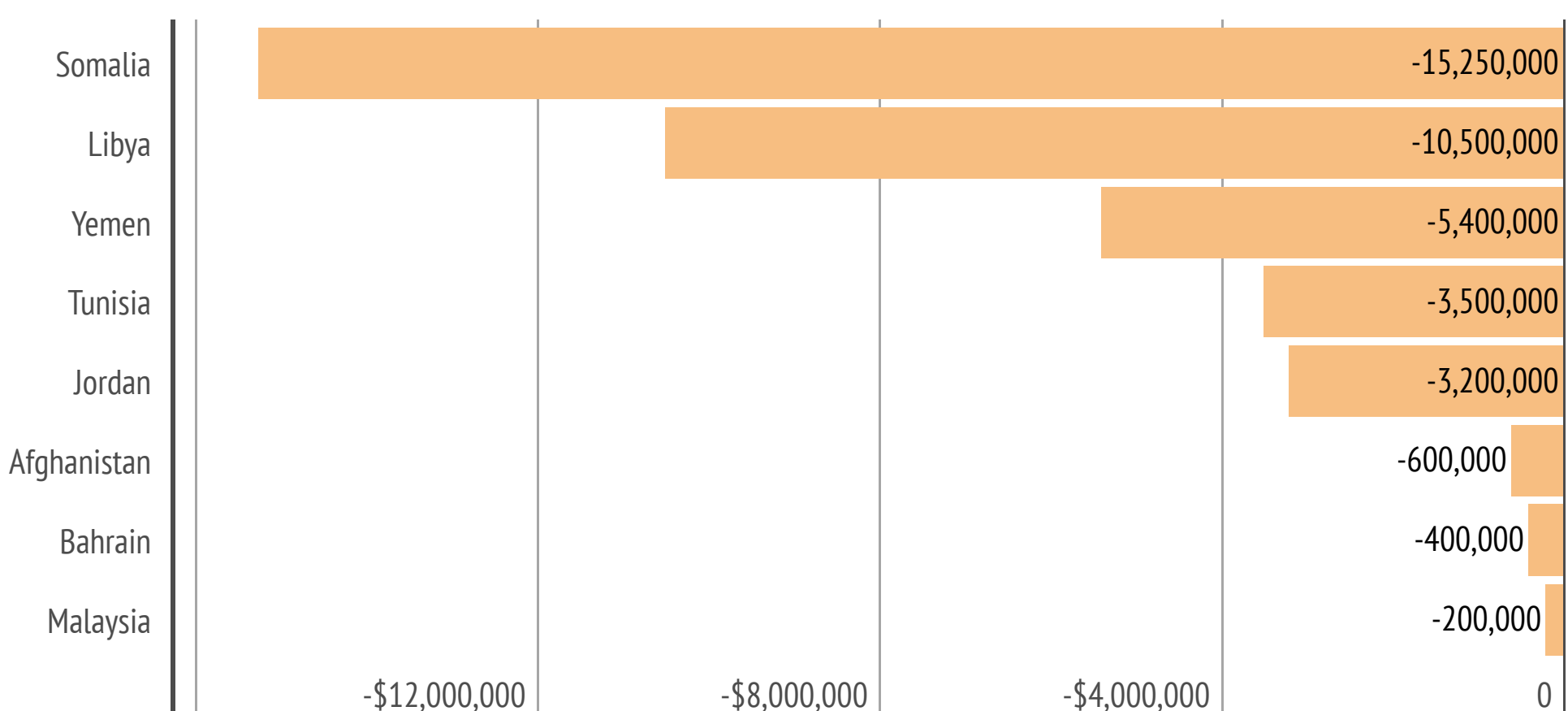


\$36 million in FY 2018

Key Facts and Trends

- The State Department's funding for the Anti-Terrorism Assistance (ATA) program under NADR dropped by at least 38% in FY 2019 from FY 2017.
- Unlike previous years, the Trump Administration does not show the specific amount of aid planned for counterterrorism financing.
- Countries that saw the largest drop in ATA funding under the Trump Administration are Somalia, Libya, and Yemen. Funding for Lebanon, however, tripled in FY 2018 from FY 2017.
- Despite these overall cuts to NADR, the Trump Administration increased funding for NADR's Terrorist Interdiction Program (TIP) by 39% in FY 2019. TIP provides foreign governments with a secure database system that enables border control officials to quickly identify and detain or track suspect persons seeking to cross their borders.

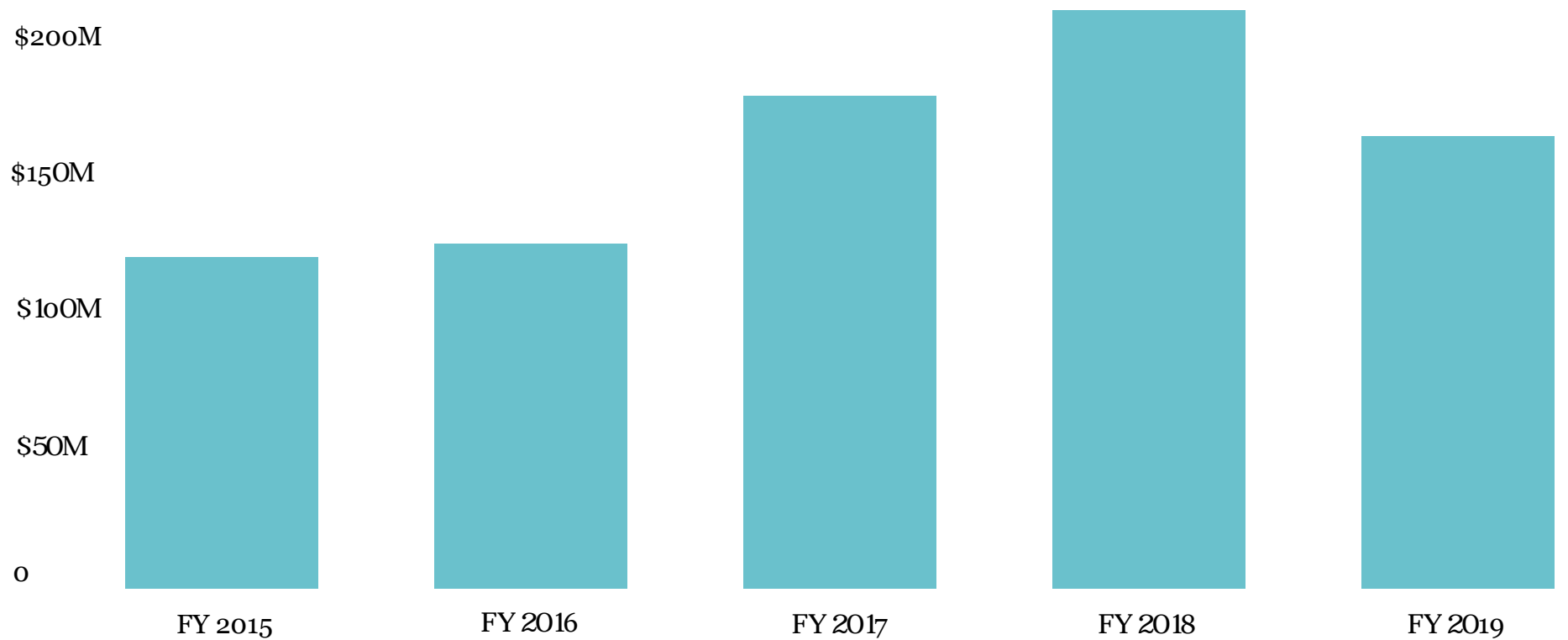
Countries that Received the Biggest NADR Cuts from FY 2017 to FY 2019



Trump Administration Increases Countering Violent Extremism Aid

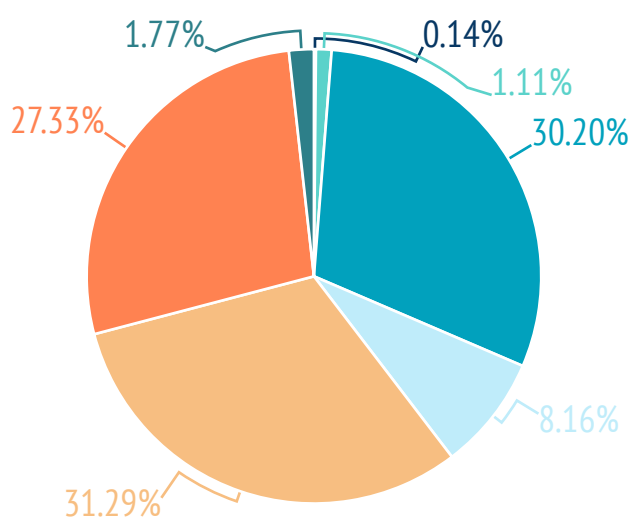
Sub-Saharan Africa and East Asia Are Priority

State's Total Countering Violent Extremism Aid, FY 2015-19

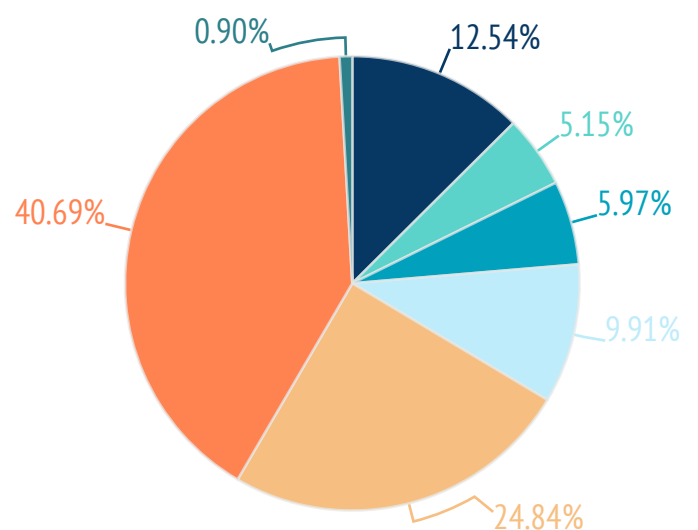


State's Countering Violent Extremism Aid by Region

Obama Administration FY 2016-17



Trump Administration FY 2018-19

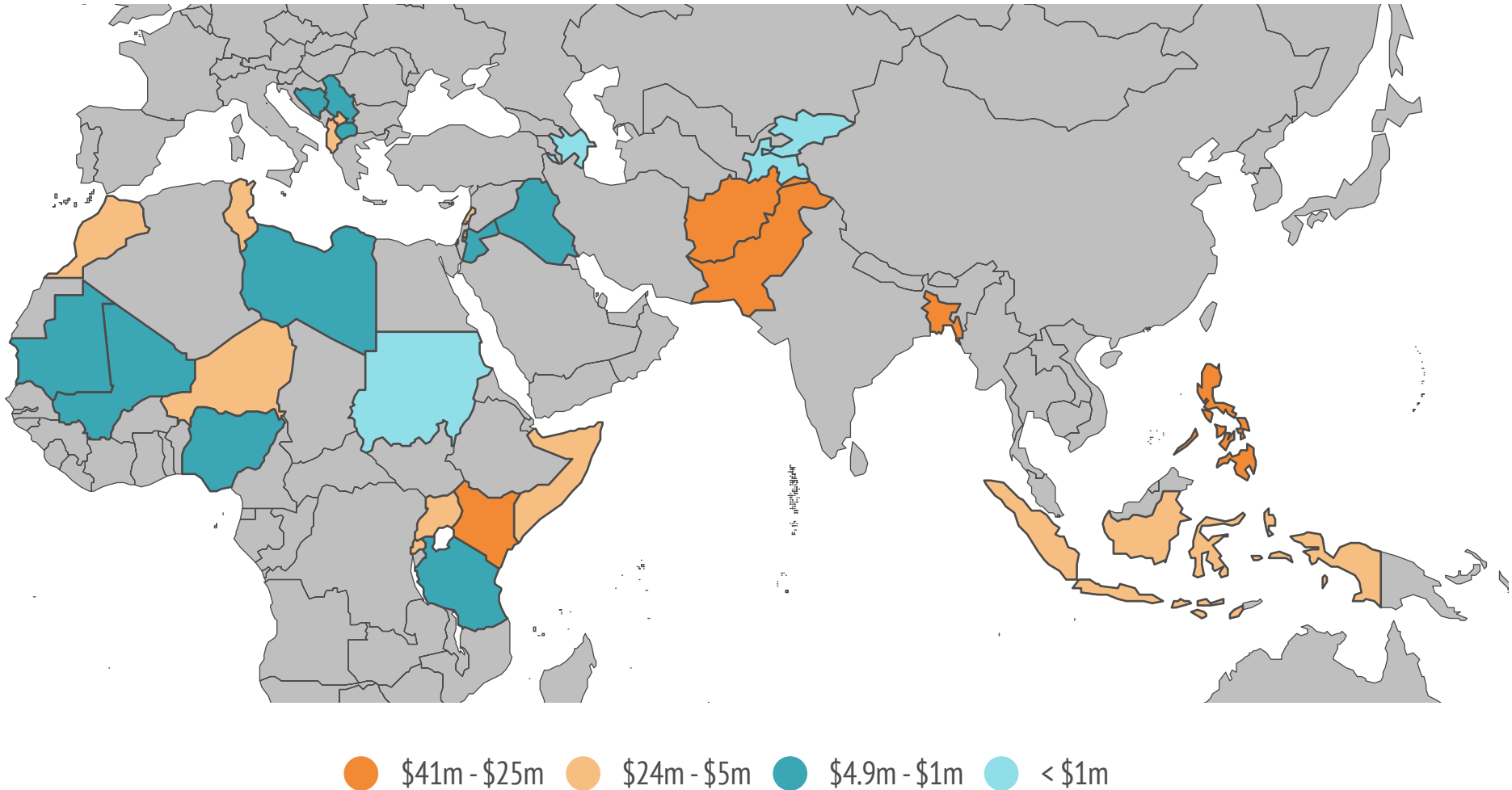


- East Asia and Pacific
- Europe and Eurasia
- Middle East and North Africa
- South and Central Asia
- Sub Saharan Africa
- Western Hemisphere

Key Facts and Trends

- The Trump Administration significantly increased the amount of State Department aid that is allocated for countering violent extremism, which aims to strengthen government and civil society efforts to counter terrorist recruitment and radicalization.
- There were significant increases in countering violent extremism aid to Sub-Saharan Africa, East Asia, and the Balkans in FY 2018 compared to previous years.
- The countries that increased the most aid in FY 2018 from Sub-Saharan Africa were Kenya, Rwanda, Uganda, and Somalia. The spike in East Asia in the same year was driven by increases to Indonesia and the Philippines.

Countering Violent Extremism Countries in FY 2018-19



Conclusion and Recommendations

The United States continues to invest heavily in U.S. counterterrorism aid around the world through many types of aid programs and through multiple U.S. government departments. The release of DoD Section 1206/333 data helps increase transparency on a key Defense Department counterterrorism aid program. This data is helpful for researching and analyzing U.S. counterterrorism aid around the world, including Sub-Saharan Africa, and in identifying risks and policy changes.

While the Defense Department's transparency on counterterrorism aid is increasing, the State Department's transparency remains the same or is decreasing. For instance, the State Department does not publish the specific amount of counterterrorism aid going to foreign militaries. It regularly excludes country level spending in proposed aid through its Peacekeeping Operations program, which prevents the U.S. policy community from understanding how much aid is going to countries such as Burundi.

As the U.S. Congress debates efforts to improve transparency in U.S. counterterrorism aid, especially for the State Department, it would do well to address the above issues. This should include a push to better categorize counterterrorism aid. Congress could also ask the State Department to provide country level spending for the Peacekeeping Operations program as well as more country level spending on the above NADR anti-terrorism initiatives in their budget justifications.

Notes and Sources

For questions or comments on the above fact sheet, please contact Christina Arabia at christina@ciponline.org. For more details about the above aid, please visit the Security Assistance Monitor's security aid database.

Segment 1

In order to determine the best estimate of total U.S. counterterrorism spending globally, we pulled data from State and Defense Department budget justifications and reports to the U.S. Congress for FY 2015-19. In some cases, the U.S. government identifies the specific amount of counterterrorism aid such as for the NADR Anti-Terrorism initiative. In other cases, we use the full amount of a U.S. program if the primary purpose of the program is for counterterrorism aid such as Section 1206 or the Afghan Security Forces Fund. For U.S. programs such as Foreign Military Financing and Peacekeeping Operations, we identify as best we can the amount of counterterrorism aid by reading through U.S. proposed aid for each country and for special initiatives.

1. U.S. State Department Congressional Budget Justifications, Fiscal Years 2015-2019. FY 2015-2017 available at <https://2009-2017.state.gov/s/d/rm/c6112.htm> and FY 2018-2019 available at <https://www.state.gov/s/d/rm/c6112.htm>

2. U.S. Defense Department Budget Materials, Fiscal Years 2015-2019, available at <http://comptroller.defense.gov/Budget-Materials/>

Segment 2

The country level data included in the heat map was obtained through multiple trips to Congress to view Defense Department reports. In order to consolidate the data obtained from Congress, we categorized the types of aid based on the training details provided in DoD's reports. For instance, "Combat Operations" includes tactical skill and capability development for counterterrorism operations and "Military Aircraft" includes training and equipment for light helicopters, rotary wing close air support, and C-130s. If you would like to check the exact title, please go to our security aid database and select "Section 1206" or "Section 333."

3. Security Assistance Monitor, Security Aid Dataset, <http://securityassistance.org/data/country/military/country/2015/2019/all/Global//>

Segment 3

Data includes State's Nonproliferation, Anti-terrorism, Demining, and Related Programs (NADR) Anti-Terrorism activities; however, it is difficult to accurately calculate the decrease since funding for NADR's Anti-Terrorism Assistance, Counterterrorism Engagement with Allies, and Counterterrorism Financing are lumped together in the Trump Administration's budget. The last NADR Anti-Terrorism initiative, the Terrorist Interdiction Program, remains a separate initiative with a specific amount. This highlights one of the main transparency challenges in evaluating the trends in U.S. counterterrorism aid.

4. U.S. State Department Congressional Budget Justifications, Fiscal Years 2015-2019. FY 2015-2017 available at <https://2009-2017.state.gov/s/d/rm/c6112.htm> and FY 2018-2019 available at <https://www.state.gov/s/d/rm/c6112.htm>

5. Security Assistance Monitor, Security Aid Dataset by Program, available at <http://securityassistance.org/data/country/military/Nonproliferation%2C%20Anti-Terrorism%2C%20Demining%2C%20and%20Related%20Programs/2015/2019/all/Global//>

Segment 4

State funding for countering violent extremism aid is from the Countering Violent Extremism Table in the Foreign Assistance Supplementary Tables appendix of State's CBJs for each fiscal year. CVE funding draws from multiple accounts including, Economic Support Funds, Development Assistance, International Narcotics Control and Law Enforcement, and NADR.

6. U.S. State Department Congressional Budget Justifications, Fiscal Years 2015-2019. FY 2015-2017 available at <https://2009-2017.state.gov/s/d/rm/c6112.htm> and FY 2018-2019 available at <https://www.state.gov/s/d/rm/c6112.htm>