

SECURITY  
ASSISTANCE  
MONITOR

# How You Can Track U.S. Military and Police Aid

A Guide for Media Professionals

# Background



- U.S. government is dramatically increasing military aid, moving from \$5 billion in FY 2001 to \$19.2 billion in FY 2015.
- It's difficult to see where the money is going because the numbers are funded through scores of different funds and diverse sources.
- Security Assistance Monitor (SAM) launched in 2014 to increase transparency, debate, and oversight of an often risky foreign policy tool.

# SAM's Online Databases

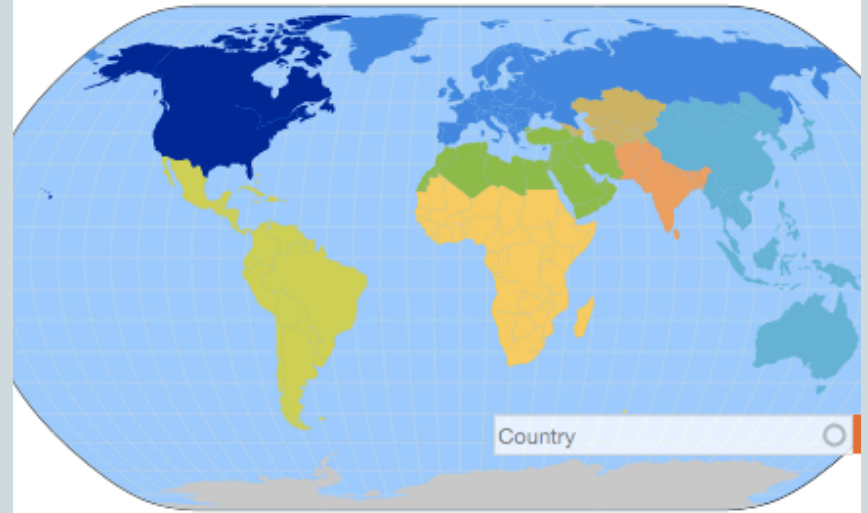
## Search by Database

- Military Aid
- Arms Sales
- Military Training
- Economic Aid

## Search by Country

### Explore U.S. Security Assistance By F

Click the map to learn more about U.S. security assistance to a specific re



# Find Answers To a Range of Questions



- Who are the top recipients of U.S. military aid?
- How have the relationships between U.S. military aid recipients changed over time?
- Is the United States balancing military and economic aid?
- Did the leader of the coup receive U.S. military training?
- Has the United States broke any of its promises, laws, or policies?

# Basic Database Filters



## Data

SHARE THIS 

Show Data for:  - by -  Country  Program

GO

METHODOLOGY

Filter Data by:

Date Range

From:  To:

FILTER

Program type:  Region:

# Top Filter: By Country or Program?



## By Country

- See total allocated spending by country by year;
- Find types of aid to country by clicking on data point.

## By Program

- See total allocated spending by U.S. fund or program;
- Find countries receiving aid under the program by clicking on data point.

# Bottom Filter: Date Range, Region, Department?



## By Country or Area

- Select the specific U.S. program (25 or more);
- Identify funder: State (Foreign Operations) or Defense Dept.;
- Choose region or sub-region.

## By Program

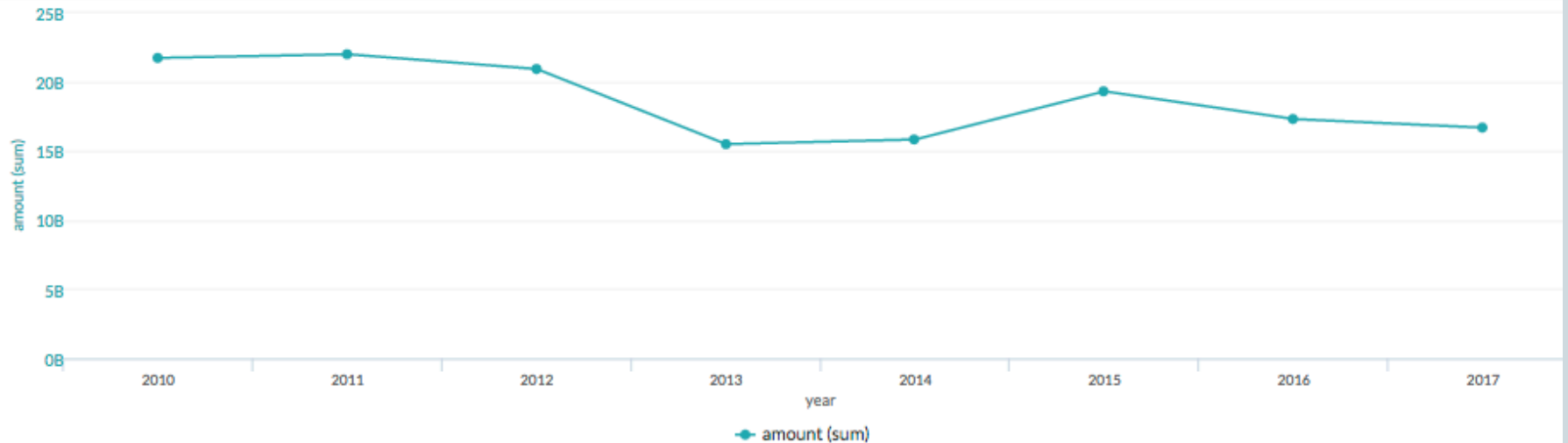
- Select the specific country or area (more than 200);
- Identify funder;
- Chose region or sub-region.

# Data Displays



## Military and Police Aid by Year

Applied Filters: region -excludes- | Embed Filter - ( region(dimension) equalTo Global ) AND (year(Year)(dateTime) greaterThanOrEqualTo 2010 AND year(Year)(dateTime) lessThanOrEqualTo 201...



## Military and Police Aid by Program

Applied Filters: region -excludes- | Embed Filter - ( region(dimension) equalTo Global ) AND (year(Year)(dateTime) greaterThanOrEqualTo 2010 AND year(Year)(dateTime) lessThanOrEqualTo 201...

Showing 1 to 30 of 35 entries

Search:

program	year	2010	2011	2012	2013	2014	2015	2016
Afghanistan Security Forces Fund	total_amount	9,166,770,000	10,619,280,000	9,200,000,000	4,946,200,000	3,962,340,000	4,109,333,000	3,652,250,000
Aviation Leadership Program	total_amount	972,490	1,119,252	1,151,855	1,492,828	1,822,329	984,958	984,958
Coalition Support Funds	total_amount	1,526,168,154	818,709,802	1,431,840,347	828,149,999	1,930,260,999	1,612,541,127	1,612,541,127



# Data Display Explanation

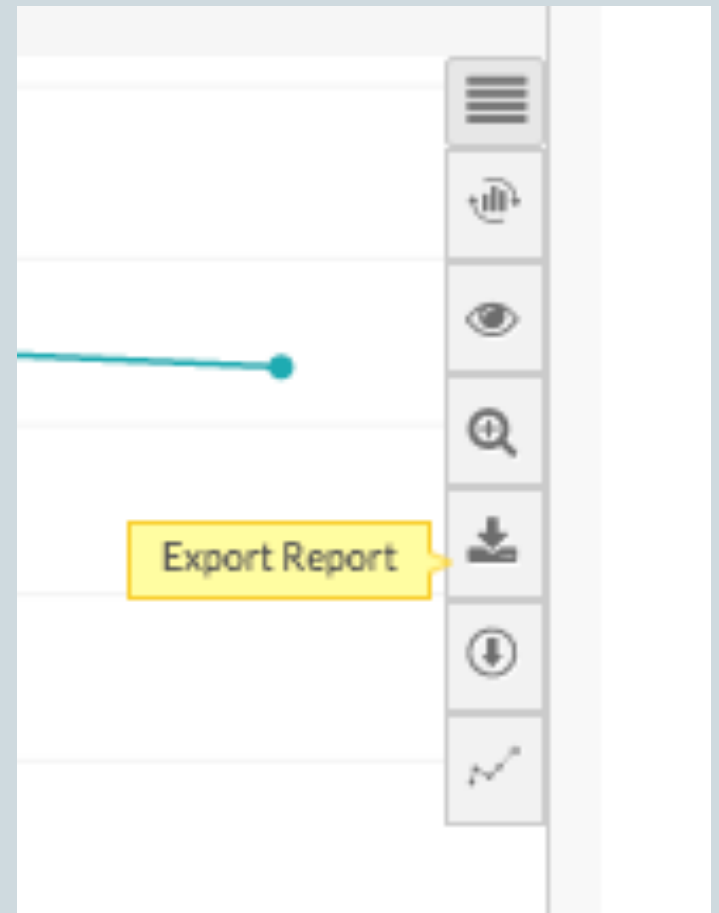


- Top line chart shows totals by year for all of the countries or programs shown below the chart
  - See the exact total by moving cursor over the data point in the year
- Bottom display shows data for all of the countries or programs you've selected by year
  - Click on a number to see more about the amount

# Want to Download the Chart or Table?

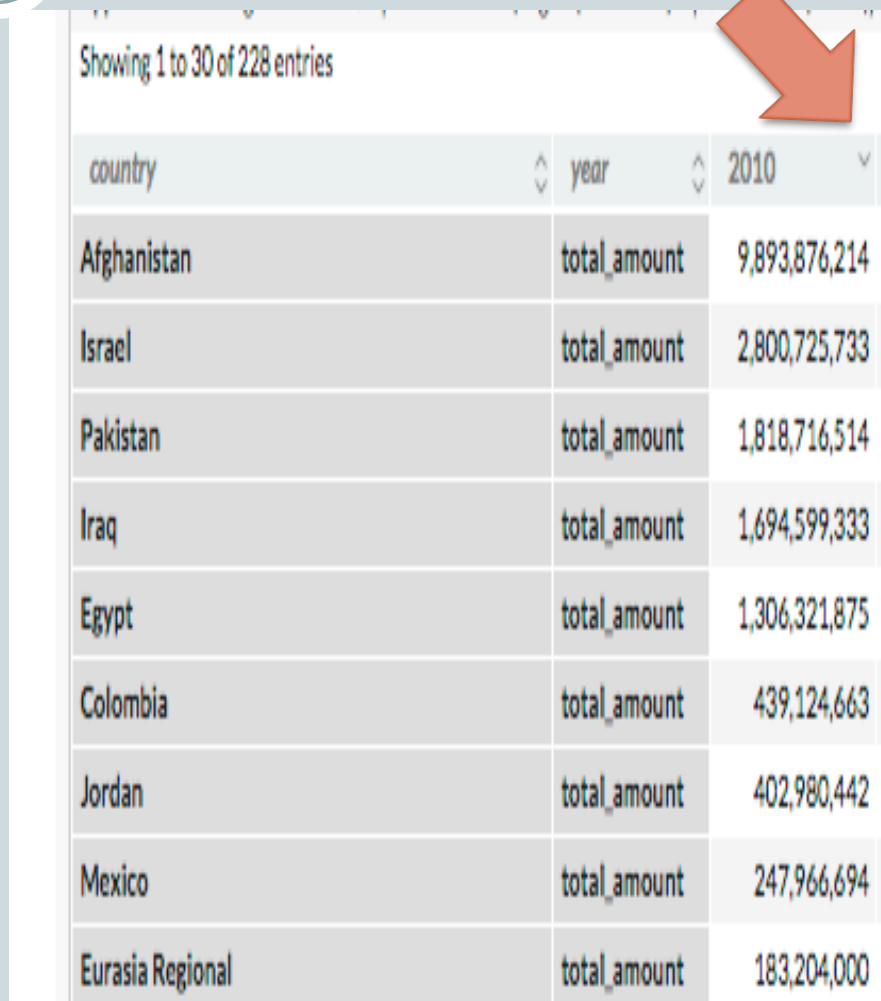


- Move cursor to the top right corner of the chart or table
- Click on icon to “Export Report”
- Select format to export report and then press “Generate Files”
- Press “Download”



# 1) Who Are the Top Military Aid Recipients?

- Step 1: Go to “Military Aid” database
- Step 2: Ensure top filter is on “Countries”
- Step 3: Select “Date Range” or “Region” in bottom filter
- Step 3: Click on greater than sign “>” as shown to the right



Showing 1 to 30 of 228 entries

country	year	2010
Afghanistan	total_amount	9,893,876,214
Israel	total_amount	2,800,725,733
Pakistan	total_amount	1,818,716,514
Iraq	total_amount	1,694,599,333
Egypt	total_amount	1,306,321,875
Colombia	total_amount	439,124,663
Jordan	total_amount	402,980,442
Mexico	total_amount	247,966,694
Eurasia Regional	total_amount	183,204,000

## 2) What Types of Military Aid?



- Step 1: Select “Programs” in top filter
- Step 2: Choose “Country” in bottom filter under “Filter Data by” and press “Filter”
- A screen similar to the one below will be displayed

### Military and Police Aid by Program

Applied Filters: region -excludes- | Embed Filter - ( region(dimension) equalTo Global ) AND (country(dimension) equalTo Afghanistan ) AND ( )  
Showing 1 to 11 of 11 entries

<i>program</i>	<i>year</i>	2010	2011
Afghanistan Security Forces Fund	total_amount	9,166,770,000	10,619,280,000
Aviation Leadership Program	total_amount	68,214	165,943
Combating Terrorism Fellowship Program	total_amount	535,242	575,590
Excess Defense Articles	total_amount	7,098,600	2,601,620
International Military Education and Training	total_amount	1,756,000	1,555,000
International Narcotics Control and Law Enforcement	total_amount	314,000,000	98,500,000

## Question 2 Continued



- Step 3: Click on a data point connected with a specific U.S. military aid fund or program
- Step 4: Then click that same data point again (not all programs have added details)
- Step 5: Scroll up and down to see all of the details

Showing 1 to 30 of 120 entries

country	program	amount	item
Afghanistan	Afghanistan Security Forces Fund	327,011,000	Afghan National Army (ANA) Personnel Sustainment: Incentive Pays/Pay Programs
Afghanistan	Afghanistan Security Forces Fund	286,059,000	Afghan National Army (ANA) Afghan Air Force Sustainment: Rotary Wing (RW) Aircraft Sustainment
Afghanistan	Afghanistan Security Forces Fund	59,079,000	Afghan National Army (ANA) Afghan Air Force Sustainment: Close Air Support (CAS) Sustainment
Afghanistan	Afghanistan Security Forces Fund	8,413,000	Afghan National Army (ANA) Afghan Air Force Sustainment: Non-Airframe Sustainment
Afghanistan	Afghanistan Security Forces Fund	210,177,000	Afghan National Army (ANA) Combat Forces Sustainment: Ammunition

## 3) Balancing Military and Economic Aid?



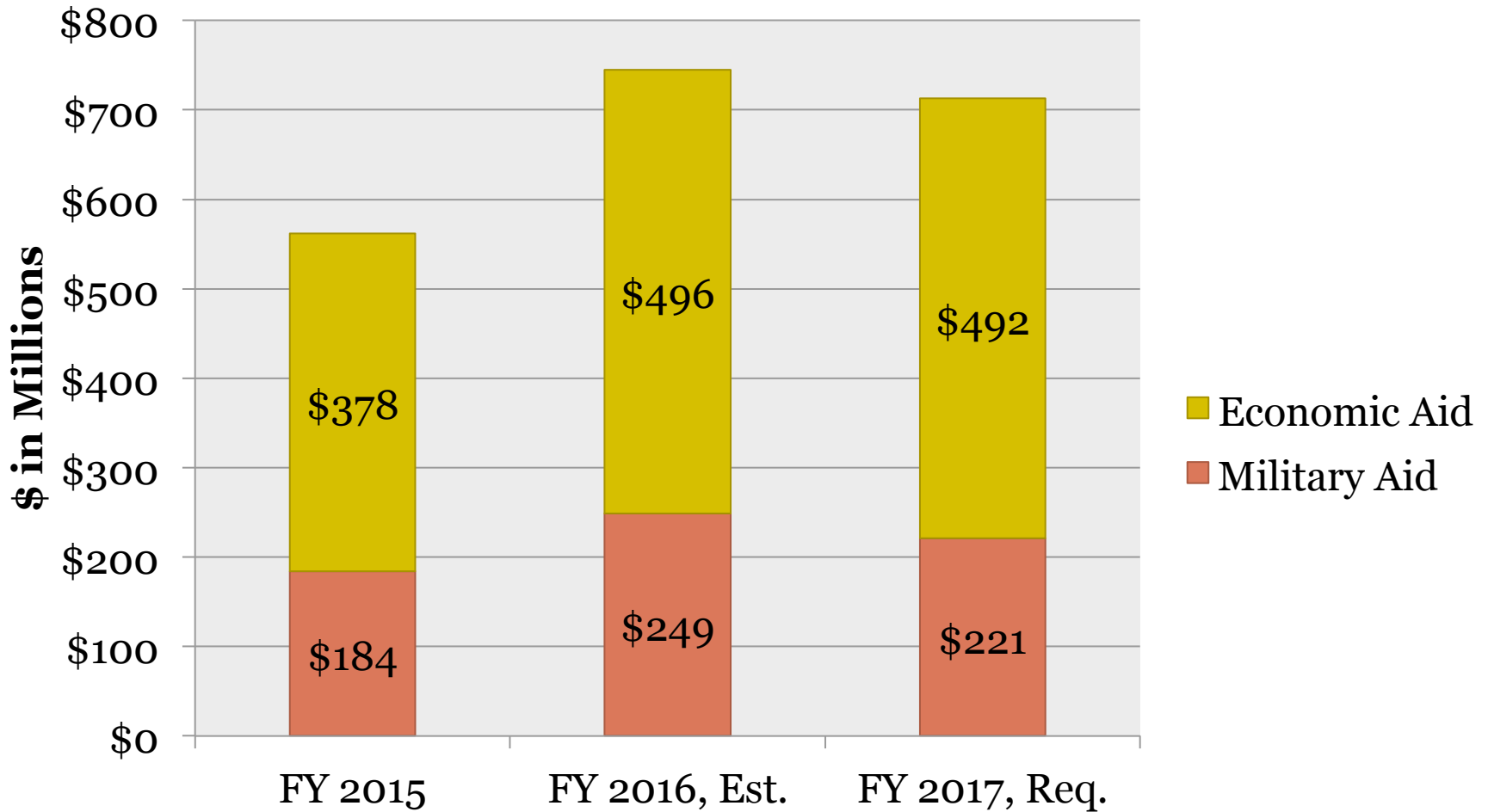
- **Quick and Easy Search**

- Step 1: Go to “Country” or “Regional” page from top navigation bar
- Step 2: If you choose Country page, click on country
- Step 3: Scroll down to see “Military vs. Economic Aid” line chart

- **More Detailed Search**

- Step 1: Go to either the “Military Aid” or “Economic Aid” database
- Step 2: Choose a specific country, sub-region in the bottom filter if desired
- Step 3: Calculate total military or economic aid by viewing the data on the display or downloading it

# Detailed Example: Central America



**Source: State Department Budget Request for FY 2017**

## 3) Did the U.S. Train an Alleged Criminal?



After hearing reports of alleged human rights violations by a U.S. partner, here's how you discover if they received U.S. military training:

- Step 1: Find details on the specific foreign military unit, i.e. force, brigade, company, location, etc.
- Step 2: Click on the “Trainees” database on the top database filter or from the top navigation



# Trainees Database: Bottom Display



## Trainees by Country

Applied Filters: region -excludes- | Embed Filter - ( region(dimension) equalTo Global )year(Year)(dateTime) greaterTh  
Showing 1 to 30 of 170 entries

<i>country</i>	<i>year</i>	2005	2006
Afghanistan	total_trainees	568	4,926
Albania	total_trainees	467	474
Algeria	total_trainees	81	193
Angola	total_trainees	14	17
Antigua and Barbuda	total_trainees	18	32
Argentina	total_trainees	363	476
Armenia	total_trainees	284	59
Austria	total_trainees	27	13
Azerbaijan	total_trainees	436	132

## Question 3 Continued



- Step 3: Find country and click on data point in year column
- Step 4: Click on data point associated with a particular program
- Step 5: Scroll to the right to see all of the fields
  - These include cost of training, recipient unit, training institution, training location, and course title
- Step 6: Use search function in top right to find units

# Database Methodology & Sources



- The data in SAM's databases primarily represent allocated instead of expended amounts
- All the data originates from U.S. official reports
- These reports are obtained from U.S. government websites, SAM interviews, and through FOIA
- A source is provided for each data point by clicking on any number in the grid and clicking "Show"
- Data is not adjusted for inflation.

# Security Assistance Monitor Contacts



- Colby Goodman, Director, [colby@ciponline.org](mailto:colby@ciponline.org), 202-232-3317 ext. 113
- Seth Binder, Program Manager and Research Associate, [seth@ciponline.org](mailto:seth@ciponline.org) or 202-232-3317 ext. 109